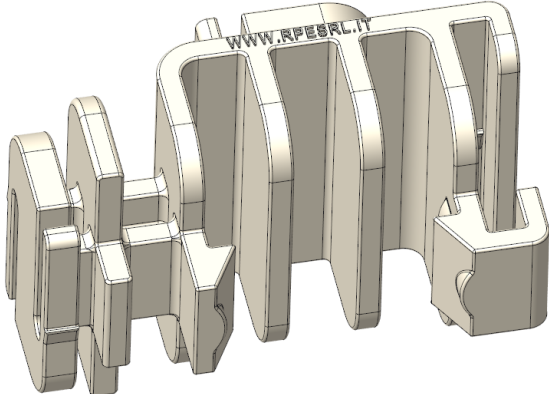
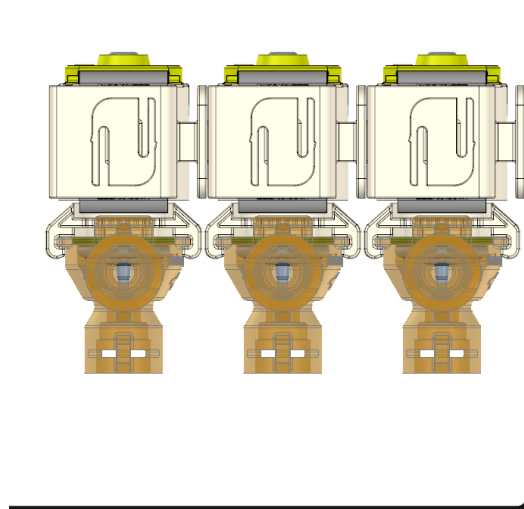
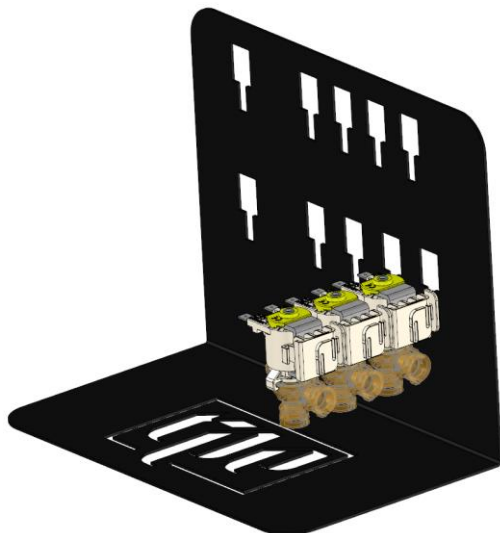
	<b>TECHNICAL DATASHEET</b> <i>SCHEDA TECNICA</i>	<b>Mod.:</b> <b>C1346000</b>
	<b>FAMILY NAME:</b> <b>C1346 Long bracket</b>	<b>Rev.:</b> <b>00</b>
	<b>FAMIGLIA:</b> <i>C1346 Staffa lunga</i>	<b>Data:</b> <b>26/05/2022</b>

		<b>WORKING CHARACTERISTICS</b>	
		<b>Working pressure:</b>	-
		<b>Room temperature:</b>	MAX 80°C
		<b>Fluid temperature:</b>	-
		<b>Flow direction:</b>	-
		<b>Nominal diameter:</b>	-
		<b>Elect.Pilot/Control:</b>	-
		<b>CARATTERISTICHE DI LAVORO</b>	
		<b>Pressione di esercizio:</b>	-
		<b>Temperatura ambiente:</b>	MAX 80°C
		<b>Temperatura fluido:</b>	-
		<b>Direzione fluido:</b>	-
		<b>Diametro di passaggio:</b>	-
		<b>Elet.Pilota/Comando:</b>	-
<b>PHYSICAL CHARACTERISTICS</b>		<b>CARATTERISTICHE FISICHE</b>	
<b>Valve body:</b>	PA66 - 30% GF	<b>Corpo valvola:</b>	PA66 - 30% FV
<b>Diaphragm:</b>	-	<b>Membrana:</b>	-
<b>Core:</b>	-	<b>Nucleo:</b>	-
<b>Spring:</b>	-	<b>Molla:</b>	-
<b>Assembly:</b>	Snap fit	<b>Assemblaggio:</b>	A scatto
<b>INSTALLATION</b>		<b>INSTALLAZIONE</b>	
Installation directly on the solenoid yoke via snap fit. The brackets can be assembled in any position without compromising the functioning. For parallel assembly the maximum limit is 3 valves		Installazione direttamente sul giogo della bobina tramite scatto. Le staffe possono essere assemblate in qualsiasi posizione senza comprometterne il funzionamento. Per l'assemblaggio in parallelo il limite massimo è di 3 valvole	
<b>APPLICATIONS</b>		<b>APPLICAZIONI</b>	
<b>Steam series</b>		<b>Serie vapore</b>	
<b>R4 3/2 way</b>		<b>R4 3/2 vie</b>	
<b>HYDRAULIC CONNECTIONS</b>		<b>CONNESSIONI IDRAULICHE</b>	
<b>MARKS AND CERTIFICATIONS</b>		<b>MARCHI E CERTIFICAZIONI</b>	

**MAX 3**





**TECHNICAL DATASHEET**

*SCHEDA TECNICA*

**Mod.:** C1346000

**FAMILY NAME:** C1346 Long bracket

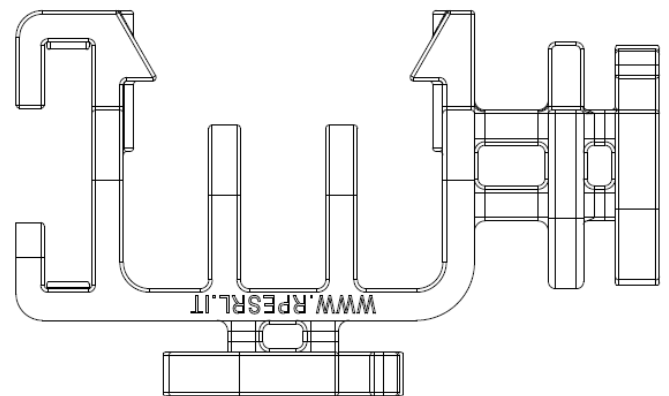
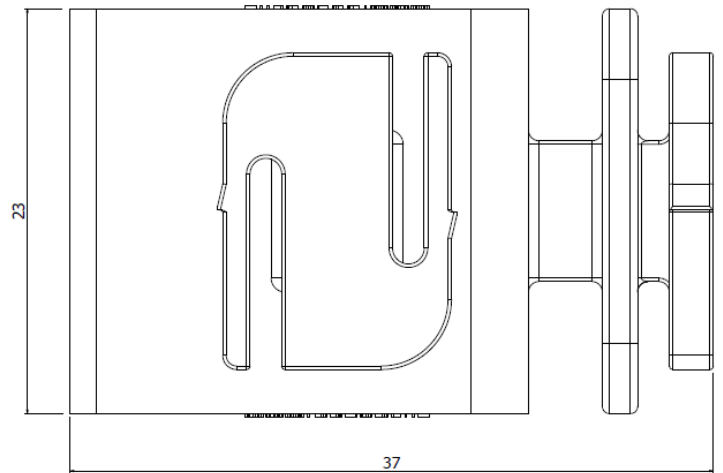
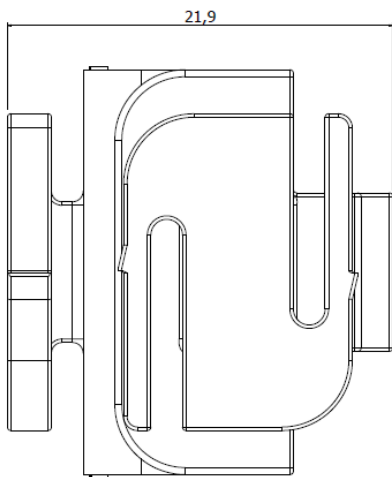
**Rev.:** 00

*FAMIGLIA:* C1346 Staffa lunga

**Data:** 26/05/2022

**DIMENSIONAL DRAWING**

*DISEGNO DIMENSIONALE*





TECHNICAL DATASHEET *SCHEDA TECNICA*

Mod.: C1346000

FAMILY NAME: C1346 Long bracket

Rev.: 00

FAMIGLIA: C1346 Staffa lunga

Data: 26/05/2022

SEAT IDEA

*IDEA SEDE*

